


Suggested levels for Guided Reading, DRA™, Lexile®, and Reading Recovery™ are provided in the Pearson Scott Foresman Leveling Guide.

# The Garden

by Sara Kwan



illustrated by Amy Loeffler

Genre	Comprehension Skills and Strategy
Realistic fiction	<ul style="list-style-type: none"><li>• Plot</li><li>• Character and Theme</li><li>• Visualize</li></ul>

Scott Foresman Reading Street 1.3.4



scottforesman.com





## Vocabulary

afraid

again

few

how

read

soon

Word count: 107



# The Garden

by Sara Kwan


illustrated by Amy Loeffler

Note: The total word count includes words in the running text and headings only. Numerals and words in chapter titles, captions, labels, diagrams, charts, graphs, sidebars, and extra features are not included.



Editorial Offices: Glenview, Illinois • Parsippany, New Jersey • New York, New York  
Sales Offices: Needham, Massachusetts • Duluth, Georgia • Glenview, Illinois  
Coppell, Texas • Sacramento, California • Mesa, Arizona





Every effort has been made to secure permission and provide appropriate credit for photographic material. The publisher deeply regrets any omission and pledges to correct errors called to its attention in subsequent editions.

Unless otherwise acknowledged, all photographs are the property of Scott Foresman, a division of Pearson Education.

Photo locators denoted as follows: Top (T), Center (C), Bottom (B), Left (L), Right (R), Background (Bkgd)

Illustrations by Amy Loeffler

Photograph 8 ©DK Images

ISBN: 0-328-13187-3

Copyright © Pearson Education, Inc.

All Rights Reserved. Printed in China. This publication is protected by Copyright, and permission should be obtained from the publisher prior to any prohibited reproduction, storage in a retrieval system, or transmission in any form by any means, electronic, mechanical, photocopying, recording, or likewise. For information regarding permission(s), write to: Permissions Department, Scott Foresman, 1900 East Lake Avenue, Glenview, Illinois 60025.

4 5 6 7 8 9 10 V0H3 14 13 12 11 10 09 08 07 06



"I'm afraid our lesson has ended," said Mr. Murk.

"But we will start something new again. How can we find out about plants?"





"We can read and plant a garden,"  
said Barb.  
The class said it was a good plan.  
Soon they got started.



"Let's draw our garden," said Carl.  
The class said it was a good plan.  
Soon they got started.





“Let’s start digging and plant the seeds,” said Kirk.  
The class said it was a good plan.  
Soon they got started.



A few weeks passed.  
“Let’s pick our vegetables,” said Barb.  
The class said it was a good plan.  
It was a very good plan.

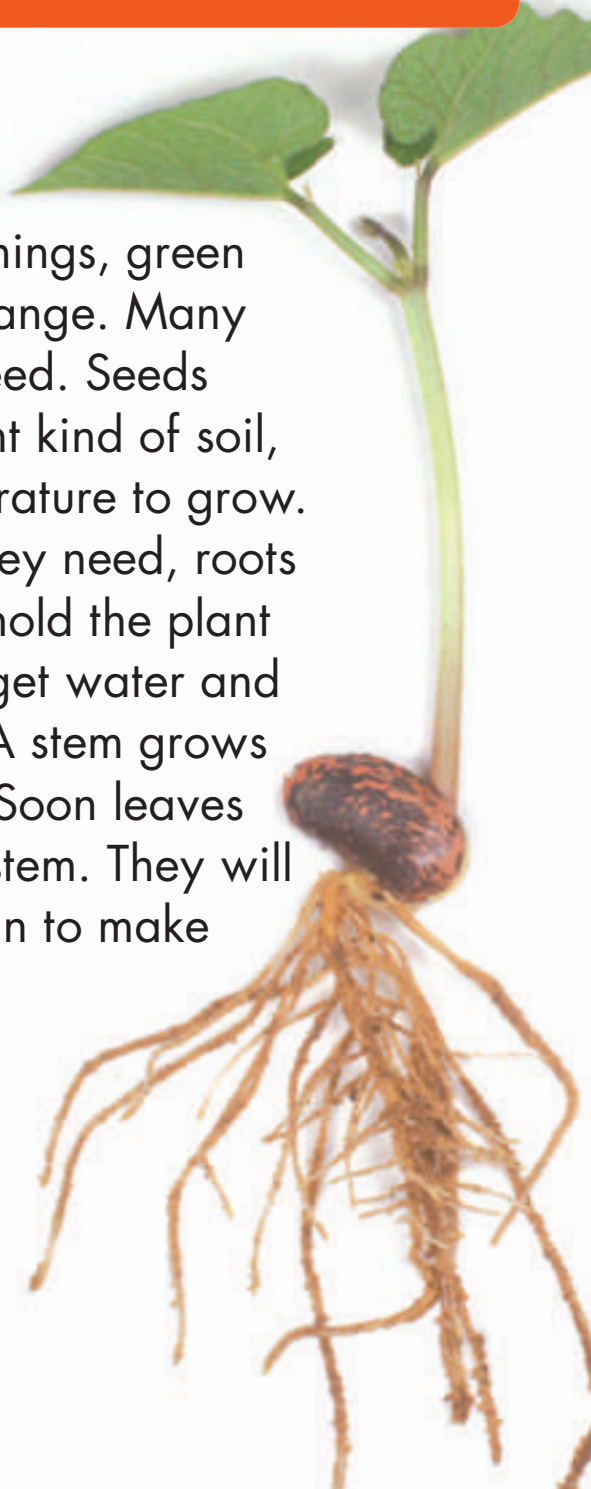




## Growing and Changing

Read Together

Like other living things, green plants grow and change. Many plants begin as a seed. Seeds need water, the right kind of soil, and the right temperature to grow. If seeds get what they need, roots will grow down to hold the plant in place. The roots get water and food from the soil. A stem grows up toward the sun. Soon leaves will grow from the stem. They will use light from the sun to make food for the plant.



## Think and Share

Read Together

1. What happened in the beginning of the story? What happened in the middle? What happened at the end?

Beginning



Middle



End

2. Make a picture in your mind of what the garden looked like in the beginning. How did the garden change?
3. Find the word on page 6 that ends with *-ing*. Write it on your own paper and circle the base word.
4. How do you think the children felt at the end of the story?

