

Suggested levels for Guided Reading, DRA™, Lexile®, and Reading Recovery™ are provided in the Pearson Scott Foresman Leveling Guide.

Genre

Fantasy

Comprehension Skills and Strategy

- Plot
- Realism and Fantasy
- Summarize


Scott Foresman Reading Street 1.3.2



scottforesman.com



Not Just Any Boy



by Dale Cooper
illustrated by Linda Howard Bittner



Not Just Any Boy

by Dale Cooper

illustrated by Linda Howard Bittner



PEARSON
Scott
Foresman

Editorial Offices: Glenview, Illinois • Parsippany, New Jersey • New York, New York
Sales Offices: Needham, Massachusetts • Duluth, Georgia • Glenview, Illinois
Coppell, Texas • Sacramento, California • Mesa, Arizona





Once there was a family.
They had a baby boy.
Mac was not just any boy.
At one week old, he could talk.



Every effort has been made to secure permission and provide appropriate credit for photographic material. The publisher deeply regrets any omission and pledges to correct errors called to its attention in subsequent editions.

Unless otherwise acknowledged, all photographs are the property of Scott Foresman, a division of Pearson Education.

Photo locators denoted as follows: Top (T), Center (C), Bottom (B), Left (L), Right (R), Background (Bkgd)

Illustrations by Linda Howard Bittner

Photograph 12 Digital Vision

ISBN: 0-328-13182-2

Copyright © Pearson Education, Inc.

All Rights Reserved. Printed in the United States of America. This publication is protected by Copyright, and permission should be obtained from the publisher prior to any prohibited reproduction, storage in a retrieval system, or transmission in any form by any means, electronic, mechanical, photocopying, recording, or likewise. For information regarding permission(s), write to: Permissions Department, Scott Foresman, 1900 East Lake Avenue, Glenview, Illinois 60025.






Mac was not just any boy.
At two weeks old, he could run!
“There is a race outside,” said Dad.
“I will run past everyone,” said Mac.




“Are you sure you are old enough?”
said Dad.
“Yes, I can do it on my own,”
said Mac.
And Mac won the race!





 Mac was not just any boy. At three weeks old, he could fix things! "Will we ever fix this sink?" said Mom. "I will fix it!" said Mac.



 "Are you sure you are old enough?" said Mom. "Yes, I can do it on my own," said Mac. And Mac fixed the sink!





Mac was not just any boy.
At four weeks old, he could
read numbers!
“Our mailman is sick today,” said Dad.
“I will do his job,” said Mac.



“Are you sure you are old enough?”
said Dad.
“Yes, I can read the mailbox numbers
on my own,” said Mac.
And Mac gave out the mail!






Mac was not just any boy.
At five weeks old, he flew a spaceship!
Mom and Dad were watching.
“Will you go to the moon?” they said.



“Yes, I can fly there on my own,”
said Mac.
And he did.



Mac is born.

One week old:

Mac talks.

Two weeks old:

**Mac wins
a race.**

Three weeks old:

**Mac fixes
the sink.**

Four weeks old:

**Mac gives out
the mail.**

Five weeks old:

**Mac flies
a spaceship.**





Different Ways To Grow

Read Together

A human baby does not walk until the baby is around one year old. But many animals walk sooner than that. A baby elephant learns to stand as soon as it is born. A baby reindeer must run to keep up with the herd. It runs soon after birth.

Most baby birds spend their first few weeks in the nest. Then they learn to fly so that they can find food. As soon as baby dolphins are born, they swim to the surface. They need to take their first breath.

Every living thing grows differently.



Think and Share

Read Together

1. What did Mac do at the beginning of this story? What did Mac do in the middle? What did he do at the end?
2. Tell the main things that happened in this story.
3. Find the compound words on pages 8 and 9. Write the two words that make up each compound word. Circle the word both compound words share.
4. Create a time line of your life using the guide below. Include some things you have done at different ages. Ask someone at home for help.

I have learned how to:

