

Suggested levels for Guided Reading, DRA™, Lexile®, and Reading Recovery™ are provided in the Pearson Scott Foresman Leveling Guide.

# A Good Big Brother

by Libby McCord

illustrated by Doreen Gay Kassel



Genre	Comprehension Skills and Strategy
Realistic fiction	<ul style="list-style-type: none"><li>• Character, Setting, Plot</li><li>• Realism and Fantasy</li><li>• Story Structure</li></ul>

Scott Foresman Reading Street 1.4.5



scottforesman.com





## Vocabulary

picture

remember

room

stood

thought

Word count: 216

Note: The total word count includes words in the running text and headings only. Numerals and words in chapter titles, captions, labels, diagrams, charts, graphs, sidebars, and extra features are not included.



# A Good Big Brother

by Libby McCord



illustrated by Doreen Gay Kassel

PEARSON  
Scott  
Foresman

Editorial Offices: Glenview, Illinois • Parsippany, New Jersey • New York, New York  
Sales Offices: Needham, Massachusetts • Duluth, Georgia • Glenview, Illinois  
Coppell, Texas • Ontario, California • Mesa, Arizona





Every effort has been made to secure permission and provide appropriate credit for photographic material. The publisher deeply regrets any omission and pledges to correct errors called to its attention in subsequent editions.

Unless otherwise acknowledged, all photographs are the property of Scott Foresman, a division of Pearson Education.

ISBN: 0-328-13208-X

Copyright © Pearson Education, Inc.


All Rights Reserved. Printed in China. This publication is protected by Copyright, and permission should be obtained from the publisher prior to any prohibited reproduction, storage in a retrieval system, or transmission in any form by any means, electronic, mechanical, photocopying, recording, or likewise. For information regarding permission(s), write to: Permissions Department, Scott Foresman, 1900 East Lake Avenue, Glenview, Illinois 60025.

4 5 6 7 8 9 10 V0H3 14 13 12 11 10 09 08 07 06



I am Marco. This is my dad.  
See the picture? That is my family.  
Soon, we will have a new baby.





This is my mom. She spends lots of time with me.

“Will she still have time with the new baby?” I thought.




“Mom, will you still take me to the park?” I asked.

“I will take you and the baby to the park,” Mom said.






 This is my bedroom. "Where will the baby sleep?" I asked.

"In your room with you," said Dad. "I remember when I stood at the door to watch you sleep."



 This is my baby brother. He is cute. I share my dad's lap with my brother. I *am* a good big brother.






## A Care Book

Read Together

Make a picture album of people you love and care about. It can hold photographs of you and your family. Or, it can be a book of your drawings of people you love. You can call it your Care Book.

Think about the people you love most. Find pictures or make some of yourself doing things you like with your family or friends. Write the names of everybody in your pictures. Make up sentences about what you are doing in the pictures.

Take your Care Book home. Show it to all the people you love.



## Think and Share

Read Together

1. Who is Marco? Who are the other characters in this story?
2. How does Marco feel about a baby brother in the beginning of the story? How does he feel at the end?
3. Write a sentence or two using the words *room*, *picture*, and *remember*.
4. If you had a new brother or sister, how would you help?

