


Suggested levels for Guided Reading, DRA™, Lexile®, and Reading Recovery™ are provided in the Pearson Scott Foresman Leveling Guide.

Science

Science

Life Science

Animals Around the World



by Linda B. Ross

Genre	Comprehension Skills and Strategy	Text Feature
Narrative nonfiction	<ul style="list-style-type: none">• Cause and Effect• Main Idea• Monitor and Fix Up	<ul style="list-style-type: none">• Captions

Scott Foresman Reading Street 1.1.6



scottforesman.com





Animals Around the World

by Linda B. Ross



Editorial Offices: Glenview, Illinois • Parsippany, New Jersey • New York, New York
Sales Offices: Needham, Massachusetts • Duluth, Georgia • Glenview, Illinois
Coppell, Texas • Ontario, California • Mesa, Arizona



Every effort has been made to secure permission and provide appropriate credit for photographic material. The publisher deeply regrets any omission and pledges to correct errors called to its attention in subsequent editions.

Unless otherwise acknowledged, all photographs are the property of Scott Foresman, a division of Pearson Education.

Photo locators denoted as follows: Top (T), Center (C), Bottom (B), Left (L), Right (R), Background (Bkgd)

Opener: ©DK Images; 1 (T, Bkgd) ©DK Images, (T, C) Getty Images; 3 (T, C, B) Getty Images, (R, L) ©DK Images; 4 (T, B) Getty Images; 5 Getty Images; 6 ©DK Images; 7 (BR) Getty Images; 8 (T) Getty Images, (C) ©DK Images; 9 (TL, BR, C) ©DK Images; 9 (TR, BL) Getty Images; 10 (L) Getty Images, (C) ©DK Images; 11 ©DK Images

ISBN: 0-328-13159-8

Copyright © Pearson Education, Inc.

All Rights Reserved. Printed in the United States of America. This publication is protected by Copyright, and permission should be obtained from the publisher prior to any prohibited reproduction, storage in a retrieval system, or transmission in any form by any means, electronic, mechanical, photocopying, recording, or likewise. For information regarding permission(s), write to: Permissions Department, Scott Foresman, 1900 East Lake Avenue, Glenview, Illinois 60025.


2 3 4 5 6 7 8 9 10 V010 14 13 12 11 10 09 08 07 06 05



Many kinds of animals live around the world. Each animal lives in its own place. Keep reading to learn about some of these animals. You will find out about the places where they live.






 The North Pole is a very cold place. There is ice and snow all year long. The animals that live there need ways to live in the cold. Polar bears live near the North Pole. Polar bears have thick fur. Their fur helps them stay warm.



Some animals live where it is cold.




 Walrus live near the North Pole too. Walrus use their tusks to make holes in the sea ice. They swim to the hole to take a breath of air. They also use their tusks to grab the ice. This helps them crawl out of the water.





Desert animals find ways to store food.




Deserts are very dry. These places get very little rain. Animals that live in the desert need to be able to live with only a little water and food.



Camels live in the desert. Camels have humps that help them store food. They do not need to find food all the time.



The forest is filled with animal life.



Forests are places where the weather can be hot or cold. Many animals make their homes in the forest. Toads live in forests. Toads sleep in mud holes or under rocks when it is cold.



These are just some of the different places around the world where animals live. Every animal has a place where it belongs. That place is its home.





Now Try This

Conduct an Interview

Suppose you could ask an animal what it is like to live where it lives. Work in pairs to create this kind of interview. One partner should be the interviewer. The interviewer will ask the questions. One partner will play the part of the animal. The animal will give answers.



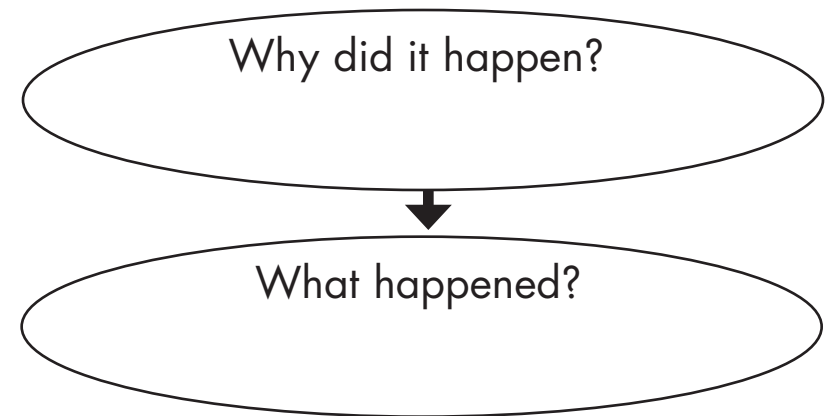
Here's How to Do It!

1. Think about what you would ask one animal about living in its habitat.
2. Work together to write five questions and answers.
3. Practice the interview out loud.
4. Create costumes for each part.
5. Perform the interview for an audience.



Think and Share

1. Walruses make holes in ice with their tusks. Copy the chart on your paper. Point to the top oval. Tell why walruses make these holes.



2. Look back on page 8. What parts of page 8 help you understand more about the forest?
3. Find and tell which pages have the word *world* in them.
4. What did you learn from the caption on page 5?

